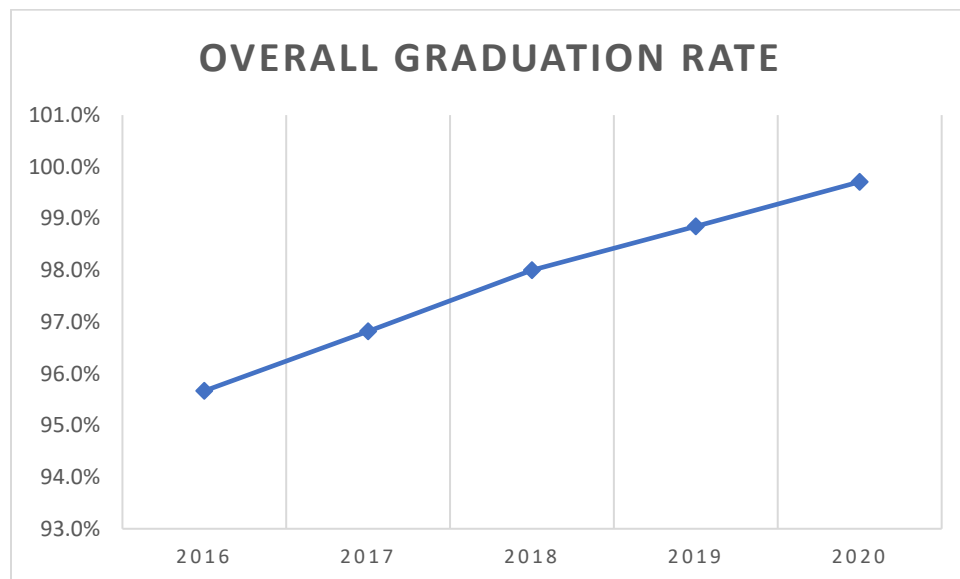




Key Performance Indicators

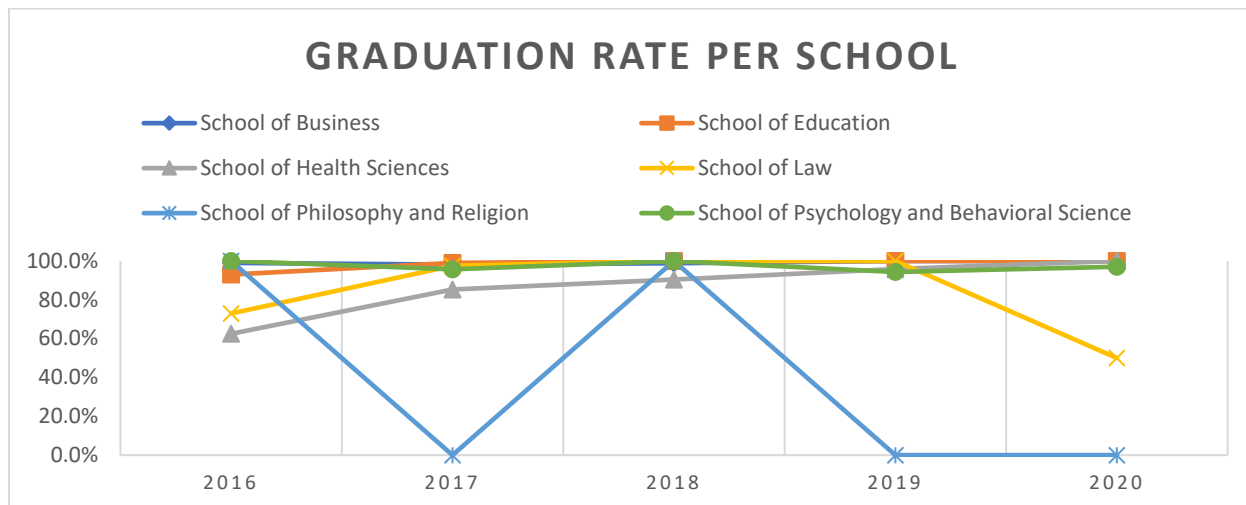
To assess its institutional effectiveness, Charisma University ensures accurate measurement and thorough analysis of critical statistics. Specifically, these key performance indicators (KPIs) assess the university's overall and program-specific graduation rates, course completion rates, student satisfaction, and student retention rates.

Student Graduation Rate 2016-2020



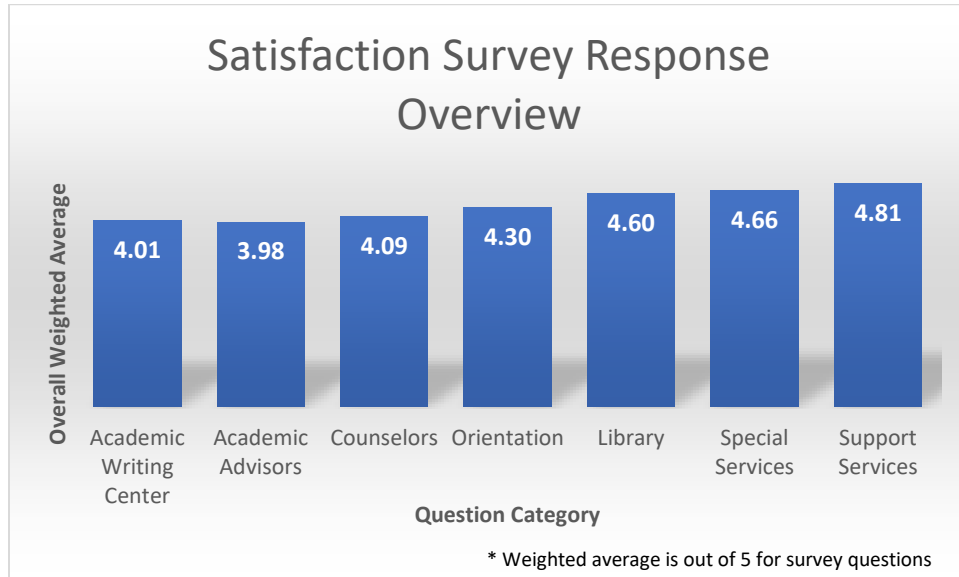
Graduation rates at Charisma University have increased over the past five years because of the university's focus on ensuring students successfully complete their programs through personalized student learning, technology, and the use of standards-based assessments for benchmarking.

Graduation rate in each school




	2016	2017	2018	2019	2020
School of Business	99.0%	98.1%	98.9%	100.0%	100.0%
School of Education	93.0%	99.0%	100.0%	100.0%	100.0%
School of Health Sciences	62.5%	85.3%	90.4%	95.8%	100.0%
School of Law	73.0%	97.5%	100.0%	100.0%	50.0%
School of Philosophy and Religion	100.0%		100.0%		
School of Psychology and Behavioral Science	100.0%	95.7%	100.0%	94.3%	97.0%

2020 Learner Satisfaction



On a scale of 1-5 (1 being very dissatisfied and 5 being very satisfied), learners rated Charisma University in the respective question categories. Feedback from our survey revealed Charisma University's commitment to creating an enhanced learner experience.

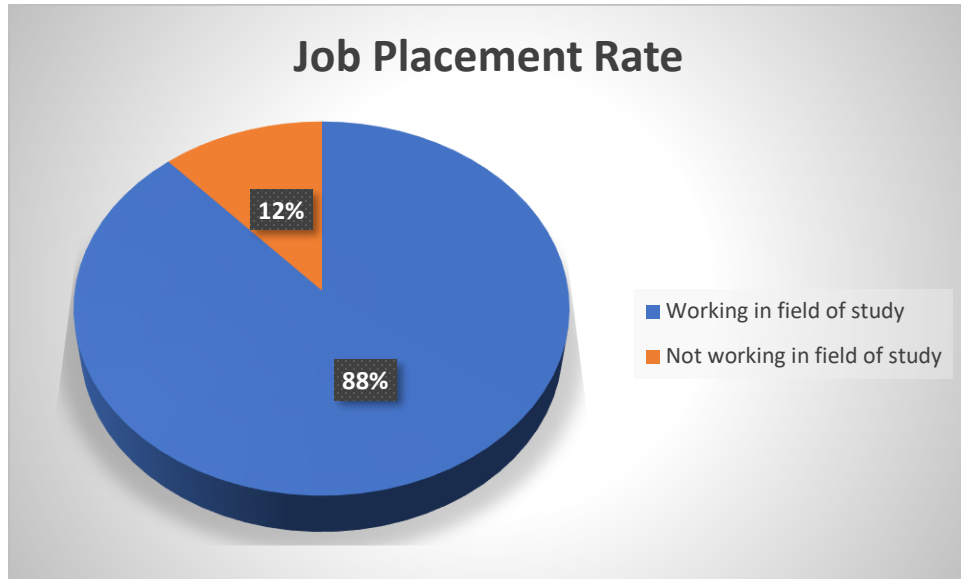
2020 Alumni Satisfaction



On a scale of 1-5 (1 being very dissatisfied and 5 being very satisfied), alumni rated Charisma University in the respective question categories. Feedback from our survey revealed that over 96% of alumni were satisfied with their educational experience at Charisma University.

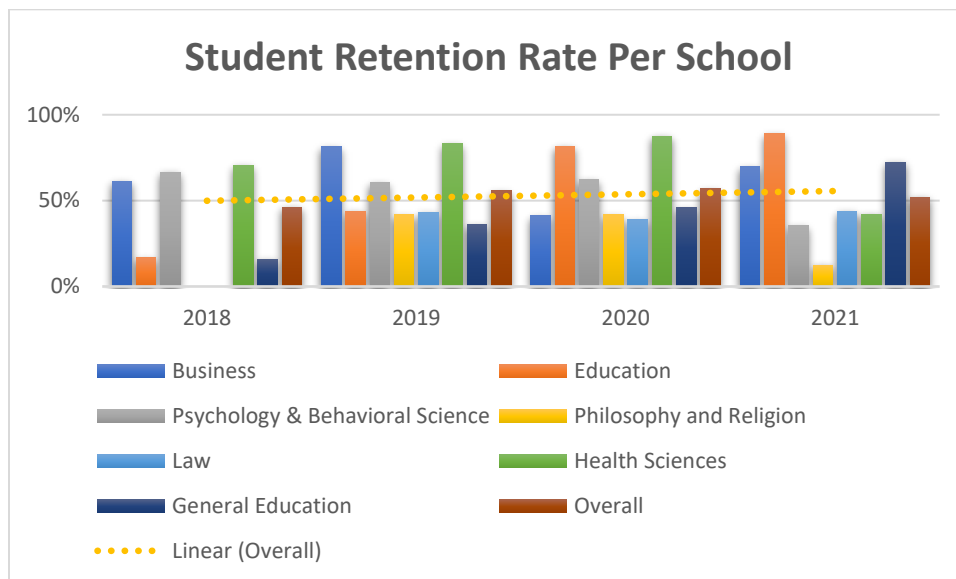
2020 Job Placement Rate

Feedback from our survey revealed that over 88% of alumni were employed in their field of study.



Student Retention Rate

Charisma University's retention rate has been generally consistent in our largest programs, Business and Health Sciences. There was a significant increase in our retention rate for our General Education programs. This helps Charisma University to identify opportunities to build its efforts to further increasing our retention rates.



Course Completion Rates

