



Charisma University

Student Achievement Outcomes

Charisma University is committed to transparency, accountability, and continuous improvement in support of student success. The information below presents **graduate achievement outcomes for the 2025 academic year**, including graduation rates by program, retention rates, and graduate job placement rates.

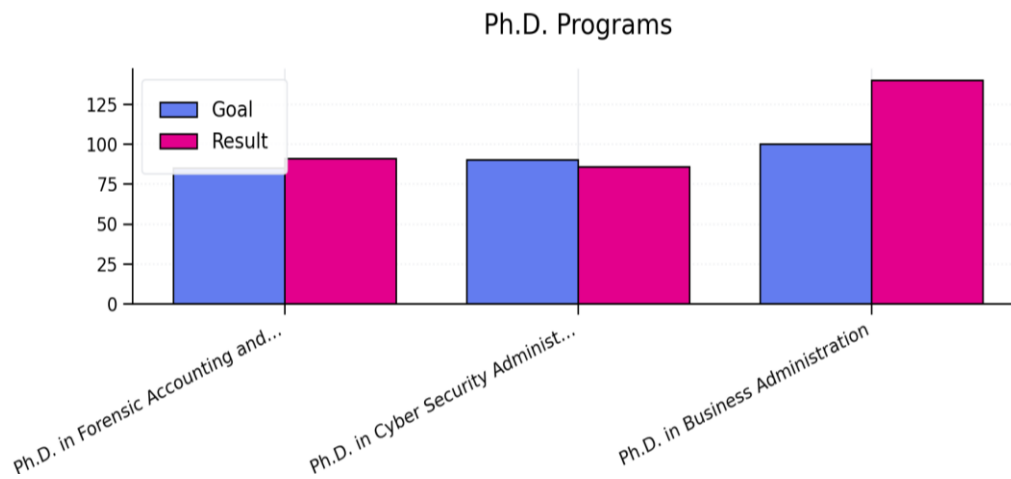
Graduate Outcomes by Program (2025)

The table below shows graduation outcomes compared with established institutional goals across doctoral, master's, and bachelor's degree programs.

Graduate Outcomes Compared with Institutional Goals

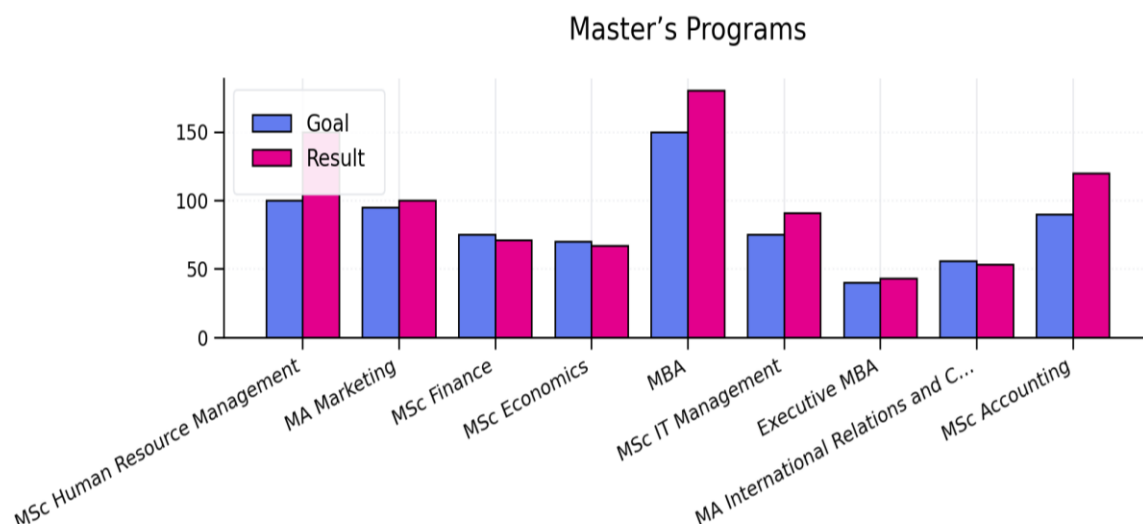
Ph.D. Programs

Program	Target	Outcome
Ph.D. in Forensic Accounting and Audit	85	91
Ph.D. in Cyber Security Administration	90	86
Ph.D. in Business Administration	100	140



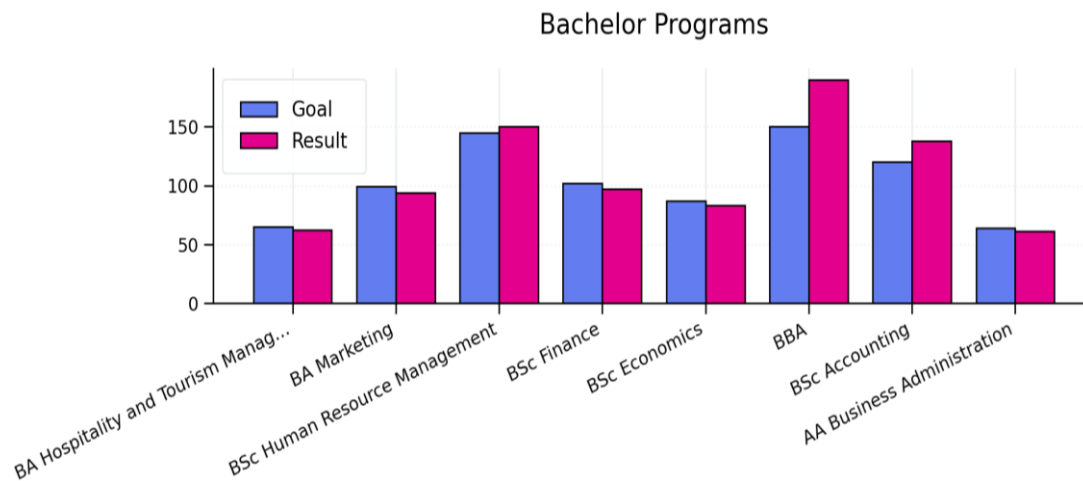
Master's Programs

Program	Target	Outcome
MSc Human Resource Management	100	150
MA Marketing	95	100
MSc Finance	75	71
MSc Economics	70	67
MBA	150	180
MSc IT Management	75	91
Executive MBA	40	43
MA International Relations & Cultural Diplomacy	56	53
MSc Accounting	90	120



Bachelor Programs

Program	Target	Outcome
BA Hospitality & Tourism Management	65	62
BA Marketing	99	94
BSc Human Resource Management	145	150
BSc Finance	102	97
BSc Economics	87	83
BBA	150	190
BSc Accounting	120	138
AA Business Administration	64	61



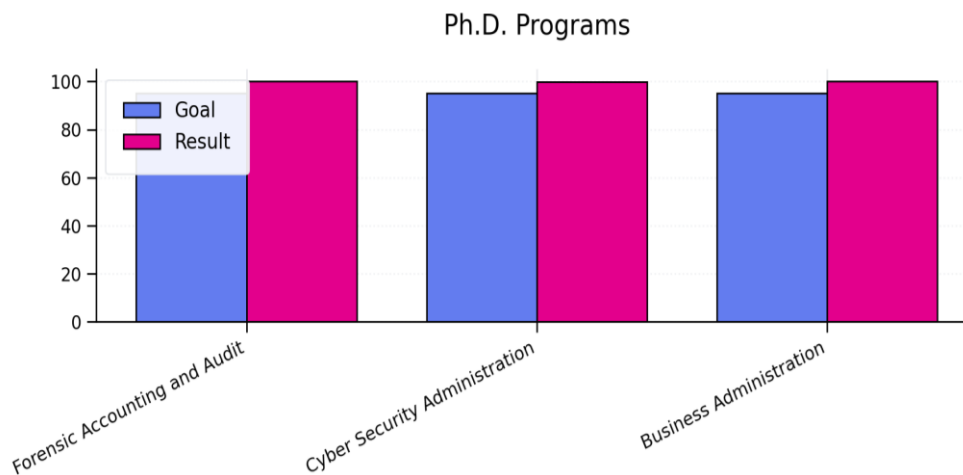
Student Retention Outcomes (2025)

Student retention is a key indicator of institutional effectiveness and student satisfaction. The table below compares retention targets with actual retention outcomes across all academic programs.

Retention Outcomes by Program

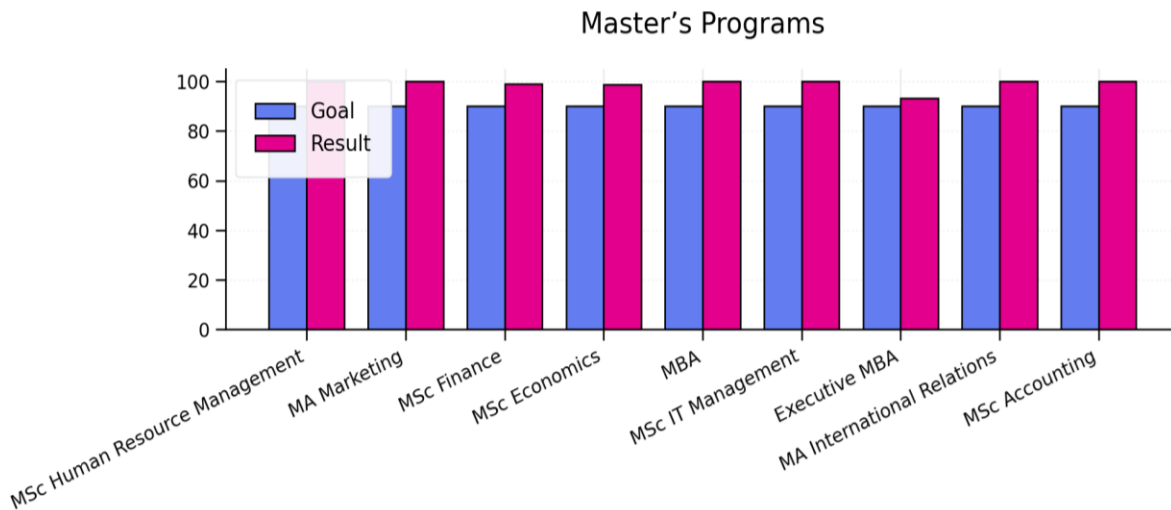
Ph.D. Programs

Program	Target	Outcome
Forensic Accounting and Audit	95.00%	100.00%
Cyber Security Administration	95.00%	99.80%
Business Administration	95.00%	100.00%



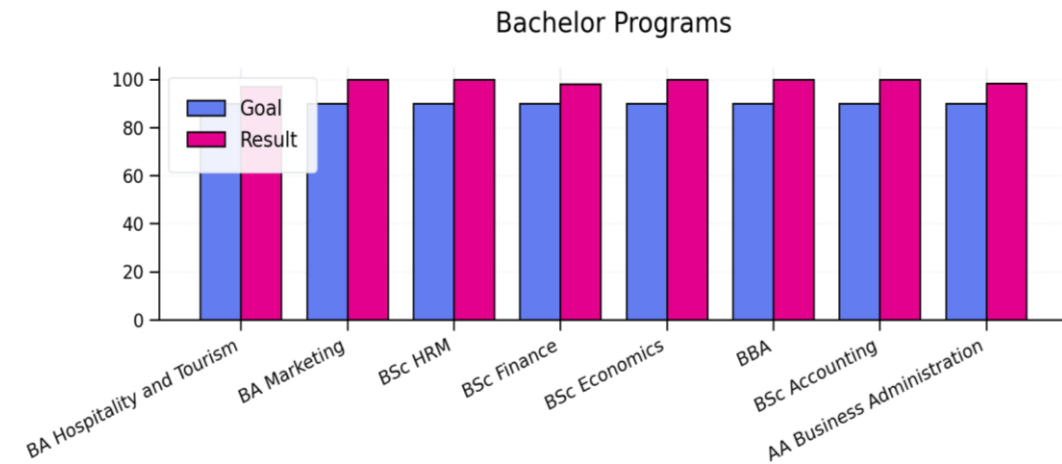
Master's Programs

Program	Target	Outcome
MSc Human Resource Management	90.00%	100.00%
MA Marketing	90.00%	100.00%
MSc Finance	90.00%	99.00%
MSc Economics	90.00%	98.60%
MBA	90.00%	100.00%
MSc IT Management	90.00%	100.00%
Executive MBA	90.00%	93.30%
MA International Relations	90.00%	100.00%
MSc Accounting	90.00%	100.00%



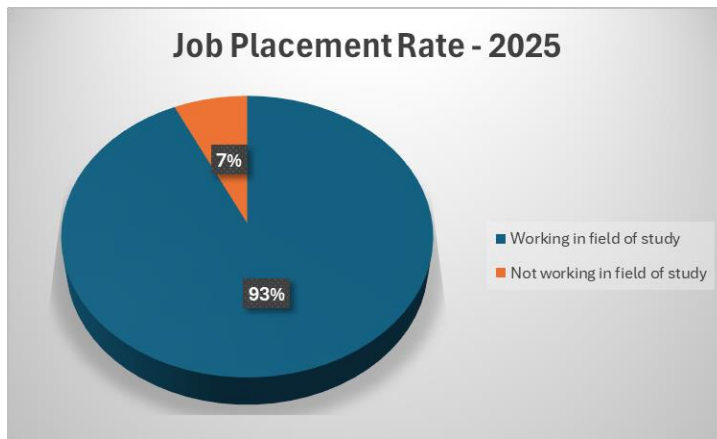
Bachelor Programs

Program	Target	Outcome
BA Hospitality & Tourism	90.00%	96.90%
BA Marketing	90.00%	100.00%
BSc HRM	90.00%	100.00%
BSc Finance	90.00%	98.00%
BSc Economics	90.00%	100.00%
BBA	90.00%	100.00%
BSc Accounting	90.00%	100.00%
AA Business Administration	90.00%	98.40%



Graduate Job Placement Rate (2025)

The pie chart below presents the 2025 job placement outcomes of Charisma University graduates, indicating that most secured employment in their field of study, while a smaller share obtained employment outside their field.



Data Analysis and Key Findings

- Graduation outcomes met or exceeded established institutional targets across most academic programs, demonstrating strong student completion and program effectiveness.
- Retention outcomes exceeded targets across all programs, reflecting high levels of student satisfaction, academic support, and program quality.
- Graduate job placement outcomes remained strong, with 93% of graduates working in their field of study, reflecting the relevance of academic programs to career outcomes.

Charisma University remains dedicated to continuous improvement, student-centred learning, and academic excellence in alignment with accreditation standards.